USER MANUAL

All-in-One Multimedia Adapter

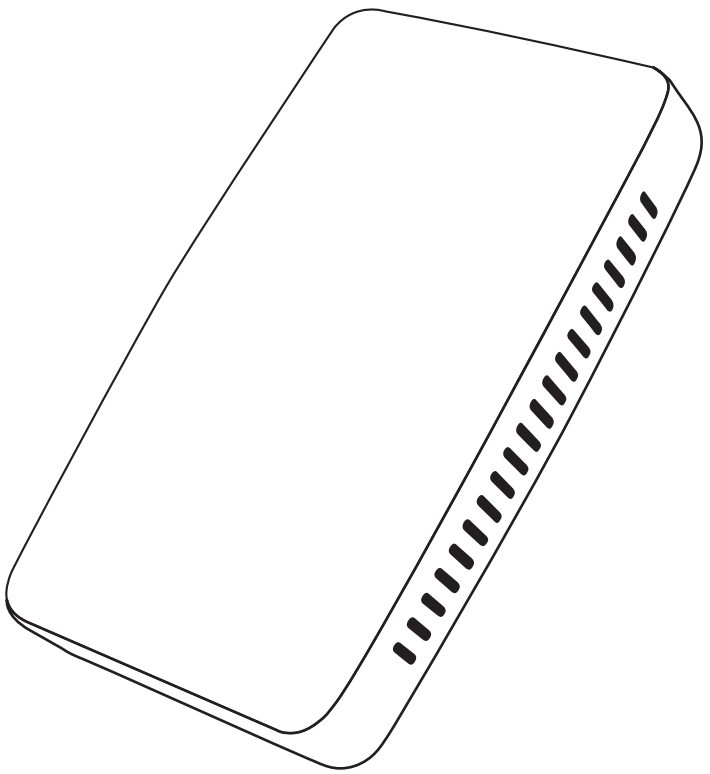

CONTENT

What's in the box 3

Interfaces 3

LED indicator 5

Connection diagram 5

User interface 6

Quick settings 7

What's in the box

- All-in-one adapter *1
- USB cable (Type-C to A) *1
- USB cable (Type-C to C) *1
- User manual *1

Interfaces



❶ USB Type-C port: connect to car

❷ LED indicator

❸ USB-A port: for USB flash drive music/video playback and firmware update.

Scan the QR code to view the digital manual and discover the latest and most detailed product information.

QR コードをスキャンして電子マニュアルを表示し、最新かつ最も詳細な製品情報をご覧ください。

QR 코드를 스캔하여 전자 설명서를 보고 최신 및 가장 자세한 제품 정보를 알아보세요 .

Scannen Sie den QR-Code, um das digitale Handbuch anzuzeigen und die neuesten und detailliertesten Produktinformationen zu entdecken.

Scannez le code QR pour consulter le manuel numérique et découvrir les informations produits les plus récentes et les plus détaillées.

Escanee el código QR para ver el manual digital y descubrir la información de productos más reciente y detallada.

Scansiona il codice QR per visualizzare il manuale digitale e scoprire le informazioni sui prodotti più recenti e dettagliate.

Escanee o código QR para visualizar o manual digital e descobrir as informações mais recentes e detalhadas do produto.

Scan de QR-code om de digitale handleiding te bekijken en de nieuwste en meest gedetailleerde productinformatie te ontdekken.

LED indicator

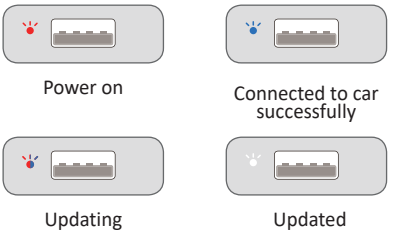

Connection diagram



User interface

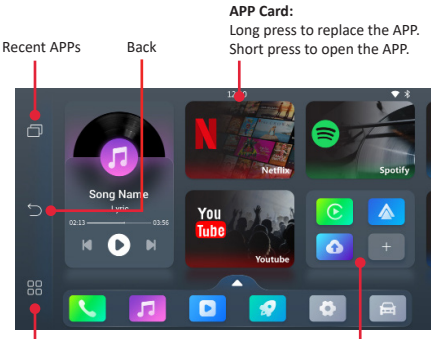

Quick settings

Connect to WiFi network



*To use certain apps like **Netflix, Youtube** online video, etc., please connect to the internet. Check the instructions for connecting to the network.

Pairing your mobile phone with Bluetooth

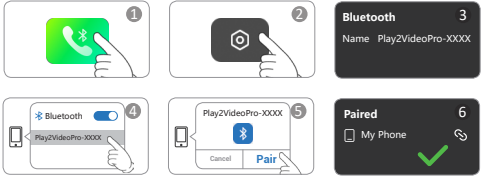

*Connect to Bluetooth to enable Bluetooth calling or CarPlay/Android Auto functionality.

● Disconnect Bluetooth

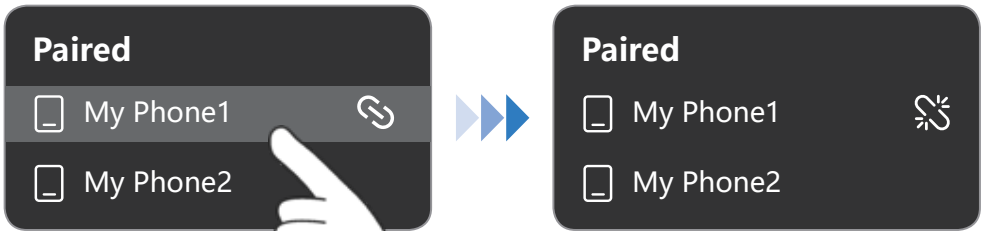

● Forget the Device

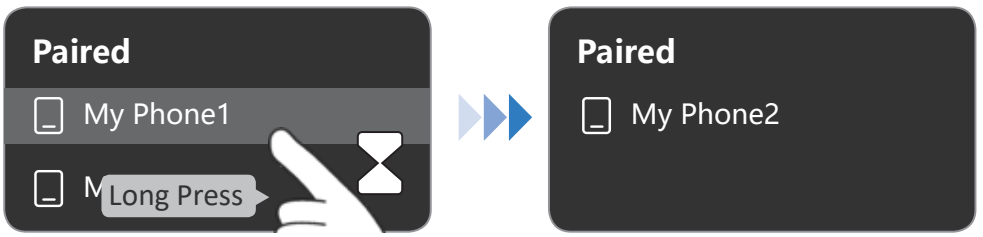

● Setting up wireless Android Auto

After connected the Bluetooth, you need to tap 

in your car screen, and allow all pop-up in your phone(if it has), then you will connect to Android Auto after a few second.

● Setting up wireless CarPlay

After connected the Bluetooth, you need to tap 

in your car screen, and tap '**Use CarPlay**' in your iPhone, then you will connect to CarPlay after a few second