Contactores de 115 a 780A

Serie 3SC8-F

General

- Utilizado para controlar trifásico y generalmente para controlar circuitos de potencia
- Se utiliza para muchas otras aplicaciones, como aislamiento, conmutación de condensadores e iluminación



Ficha Técnica

Model		3SC8-F115	3SC8-F150	3SC8-F185	3SC8-F225	3SC8-F265	3SC8-F330	3SC8-F400	3SC8-F500	3SC8-F630	3SC8-F780
Standard		IEC 60947-4-1									
Number of poles		3, 4	3, 4	3, 4	3, 4	3	3	3, 4	3, 4	3, 4	3, 4
Rated operational current Ie (A)	In AC-3	115	150	185	225	265	330	400	500	630	780
	In AC-1	200	250	275	315	350	400	500	700	1000	1600
Rated operational voltage Ue (V)	Up to	1000									
Frequency limits of the operational current (time/h)		16-200									
Rated conventional thermal current Ith (A)		200	250	275	315	350	400	500	700	1000	1600
Rated insulation voltage Ui (V)		1000									
Rated impulse withstand voltage Uimp (kV)		8									
Rated frequency (Hz)		50/60									
Rated making capacity (A)		10 x In AC-3 or 12 x In AC-4									
Rated breaking capacity (A)	400 V	8 x In AC-3 or 10 x In AC-4									
Rated operational power in category AC-3 (kw)	220/230/240 V	30	40	55	68	75	100	129	147	200	220
	380/400 V	55	75	90	100	132	160	200	250	335	400
	660/690 V	80	100	120	129	180	220	280	355	450	475
Short-circuit protection by fuse (A)	Motor circuit (type aM)	125	160	200	250	315	400	400	500	630	-
	With thermal overload relay (type gG)	200	200	315	315	500	500	630	800	800	-
	gG fuses	200	250	315	315	400	500	500	800	1000	
Average impedance per pole (mW)		0.37	0.35	0.33	0.32	0.3	0.28	0.26	0.18	0.12	0.1
Add-on auxiliary contact blocks	Front	identical to those used on 3SC8 contactors									
	Side	-									
	Front time delay	identical to those used on 3SC8 contactors									
	Front dust and damp protected	-									
Reversing contactor type		3SC8-FN									
Associated thermal overload relays		3SR8-F53					3SR8-F73				
Operation cycles (times/hour)	In AC-3	1200	1200	600	600	600	600	600	600	600	600
Electrical life (X 10^6 times)		1.2	1.2	1	1	0.8	0.8	0.8	0.8	0.8	0.8
Mechanical life (X 10^6 times)		10	10	6	6	6	6	6	6	6	6
Matching fuse model		RT16-1	RT16-1	RT16-2	RT16-2	RT16-2	RT16-3	RT16-3	RT16-4	RT16-4	RT16-4
Tightening torque (N·m) Connection		0.8	0.8	0.8	1.2	1.2	1.2	1.2	1.2	4	4
Cabling cross section CU (mm^2)		95	120	150	185	240	240	2 x 150	2 x 240	240	300
Screw size		M6	M8	M8	M10	M10	M10	M10	M12	M12	M4
Degree of protection		IP20									
Ambient air temperature (°C)		-5 to +40, max. 95 % humidity									
Storage temperature (°C)		-40 ~ +70									
Maximum operating altitude (meters)		2000									
Flame resistance	Conforming to UL 94	V1									

Casa matriz Santiago:
Avenida Presidente Eduardo Frei Montalva 3585
Tel: (562) 2728 6060 - (562) 2734 0450

Sucursal Concepción:
Av Rengo 1653
Tel: (41) 222 8700 - (569) 6677 9873

Sucursales:
Temuco +56 9 6878 4159
La Serena +56 9 4025 2692

www.eepp.cl

Contactores de 115 a 780A

Serie 3SC8-F

Órden productos

	Rated operating current 400 V AC-3 (A)	Conventional thermal current (A)	Standard power ratings of 3 phase motors 50-60 Hz AC-3 220 V 230 V (KW)	380 V 400 V (KW)	415 V 440 V (KW)	Poles	230 V 50 Hz Codigo para pedido producto
	115	200	30	55	59	3	SN12093
	150	220	40	75	80	3	SN12094
	185	275	55	90	100	3	SN12095
	225	315	63	110	110	3	SN12096
	265	350	75	132	140	3	SN12097
	330	400	100	165	180	3	SN12098
	400	500	115	200	220	3	SN12099
	500	700	147	250	280	3	SN12100
	630	1000	200	335	375	3	SN12101
	780	1500	220	400	425	3	SN12102

Dimensiones

3SC8-F 115 a 330

Unidades en (mm)

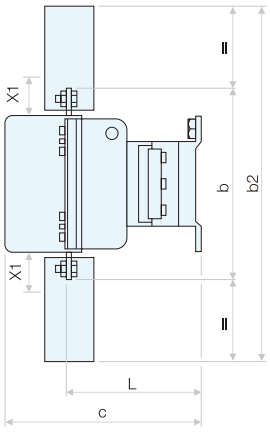

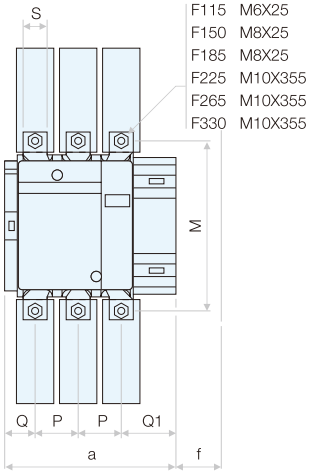

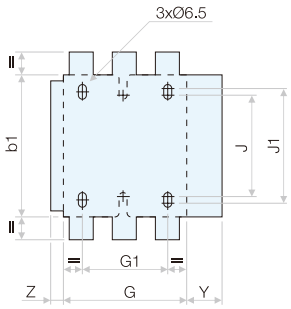

3SC8-F		a	b	b1	b2	c	f	G	G1	J	J1	L	M	P	Q	Q1	S	1	Y	Z
115	3P	163.5	162	137	265	171	131	106	80	106	120	107	147	37	29.5	60	20	26	44	13.5
	4P	200.5	162	137	265	171	131	143	80	106	120	107	147	37	29.5	60	20	26	44	13.5
150	3P	163.5	170	137	301	171	131	106	80	106	120	107	150	40	26	57.5	20	34	44	13.5
	4P	200.5	170	137	301	171	131	143	80	106	120	107	150	40	26	55.5	20	34	44	13.5
185	3P	168.5	174	137	305	181	130	111	80	106	120	113.5	154	40	29	59.5	20	34	44	13.5
	4P	208.5	174	137	305	181	130	151	80	106	120	113.5	154	40	29	59.5	20	34	44	13.5
225	3P	168.5	197	137	364	181	130	111	80	106	120	113.5	172	48	21	51.5	25	44.5	44	13.5
	4P	208.5	197	137	364	181	130	151	80	106	120	113.5	172	48	17	47.5	25	44.5	44	13.5
265	3P	201.5	203	145	375	213	147	142	96	106	120	141	178	48	39	66.5	25	44.5	38	21.5
	4P	244.5	203	145	375	213	147	190	96	106	120	141	178	48	34	66.5	25	44.5	38	21.5
330	3P	213	206	145	375	219	147	154.5	96	106	120	145	181	48	43	74	25	44.5	38	20.5
	4P	261	206	145	375	219	147	202.5	96	106	120	145	181	48	43	74	25	44.5	38	20.5

f = Distancia mínima requerida para retirar la bobina

Casa matriz Santiago:
Avenida Presidente Eduardo Frei Montalva 3585
Tel: (562) 2728 6060 - (562) 2734 0450

Sucursal Concepción:
Av Rengo 1653
Tel: (41) 222 8700 - (569) 6677 9873

Sucursales:
Temuco +56 9 6878 4159
La Serena +56 9 4025 2692

www.eepp.cl

Dimensiones

3SC8-F 400 a 500

Unidades en (mm)

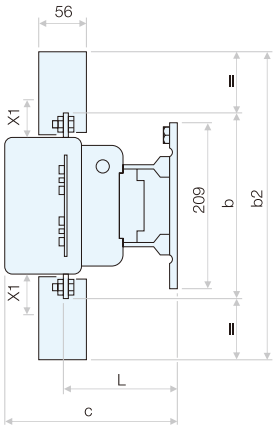

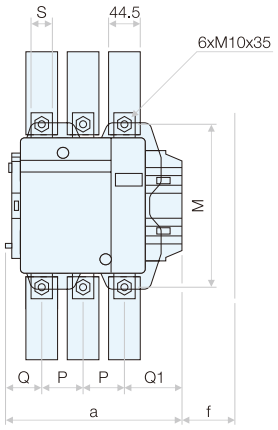

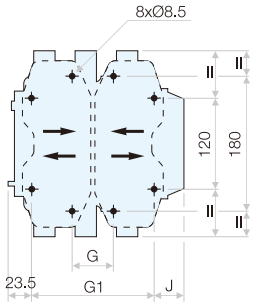

3SC8-F		a	b	b2	c	f	G*	G min.	G max.	G1*	G1 min.	G1 max.	J	L	M	P	Q	Q1	S
400	2P	213	206	375	219	119	80	66	102	170	156	192	19.5	145	181	48	69	96	25
	3P	213	206	375	219	119	80	66	102	170	156	192	19.5	145	181	48	43	74	25
	4P	261	206	375	219	119	80	66	150	170	156	240	67.5	145	181	48	43	74	25
500	2P	233	238	400	232	141	80	66	120	170	156	210	39.5	146	208	55	76	102	30
	3P	233	238	400	232	141	80	66	120	170	156	210	39.5	146	208	55	46	77	30
	4P	288	288	400	232	141	140	66	175	230	156	265	34.5	146	208	55	46	77	30

Dimensiones

3SC8-F 630 a 800

Unidades en (mm)

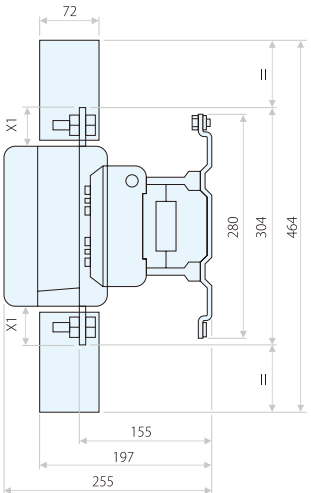

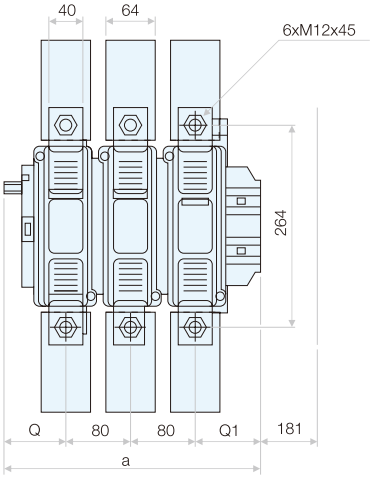

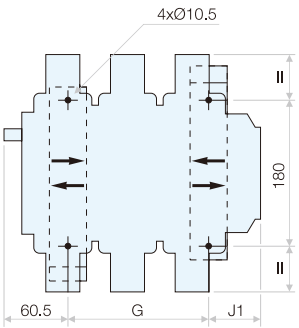

3SC8-F		a	G	G min.	G max.	J1	Q	Q1
630	2P	309	180	100	195	68.5	102	127
630, 800	3P	309	180	100	195	68.5	60	89
630	4P	309	240	150	275	68.5	60	89

Dimensiones

3SC8-F 780

Unidades en (mm)

