SPECIFICATIONS

Model Number	: WG14E
Connectivity	: Wired, StrikeSpeed PRO, BT
BT version	: 5.0
Switch Lifetime	: 100 Million Clicks
Sensor	: Pixart PAW3311
Polling Rate	: 1000 Hz
Speed (Max)	: 300 IPS
Acceleration (Max)	: 35 G
DPI (Max)	: 12000
Default DPI	: 400-800-[1200]-1600-3200
Battery capacity	: 300mAh Li-ion
Battery Lifetime	: Up to 45 Hours
Size	: 125*68*43 mm
Weight	: 58 ± 2 g
Power Rating	: 5V ⎓ 250 mA
Compatibility	: Windows®7 or later, macOS®10.11 or later.

Join the Fantech Discord Community



SUPPORT@FANTECHWORLD.COM
FANTECHWORLDOFFICIAL
FANTECH WORLD
FANTECH_WORLD
FANTECHWORLD
FANTECH WORLD

PRODUCT TOUR

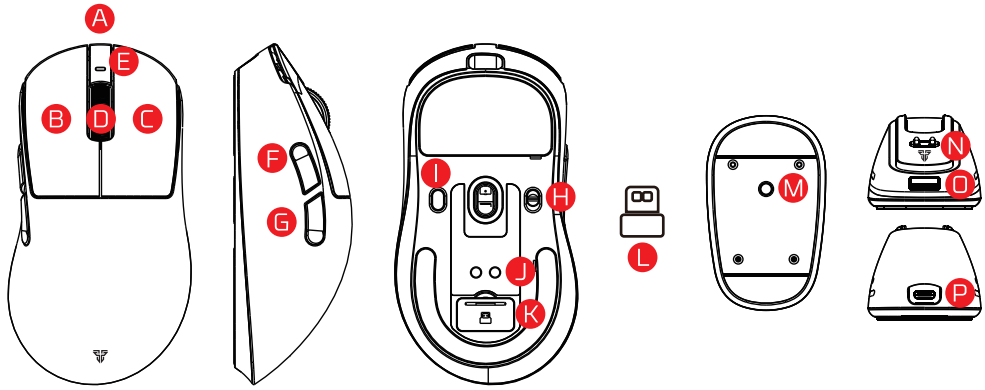

EN

- A USB-C Port
- B Left Button
- C Right Button
- D Scroll Wheel
- E DPI Indicator
- F Forward Button
- G Backward Button
- H Connection Switch
- I DPI Button
- J Pogo pin Contacts
- K Dongle Slot
- L USB Dongle
- M RGB Switch
- N Pogo Pin Charger
- O USB-A Port
- P USB-C Port

ID

- A Port USB-C
- B Tombol Kiri
- C Tombol Kanan
- D Roda Gulir
- E DPI Indikator
- F Tombol Maju
- G Tombol Mundur
- H Sakelar Koneksi
- I Tombol DPI
- J Kontak Pogo Pin
- K Slot Dongle
- L Dongle USB
- M Sakelar RGB
- N Pengisi Daya Pogo Pin
- O Port USB-A
- P Port USB-C

CHARGING DOCK

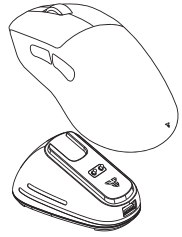

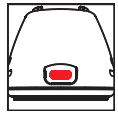

1. To charge the mouse using charging dock, plug-in the USB-C cable to the USB-C port.

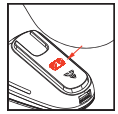

2. Align the Pogo Pin Contacts with the Pogo Pin Charger on the dock. Ensure proper positioning for the metal contacts to connect and start charging.

DPI INDICATOR

Red	400	
Green	800	
Blue	[1200]	
Yellow	2400	
Purple	3600	
Cyan	12000	



ANY QUESTIONS?

Thanks for choosing Fantech.
If you have any questions or need any help with your products, please do not hesitate to contact us.

support@fantechworld.com

WG14E
YARI E
WIRELESS GAMING MOUSE

QUICK START GUIDE

PANDUAN CEPAT [ID]
快速入门指南 [ZH]



DOWNLOAD

To further customize your settings, please visit our website and download the software (if applicable).

www.fantechworld.com

HOW TO CONNECT

WIRED CONNECTION

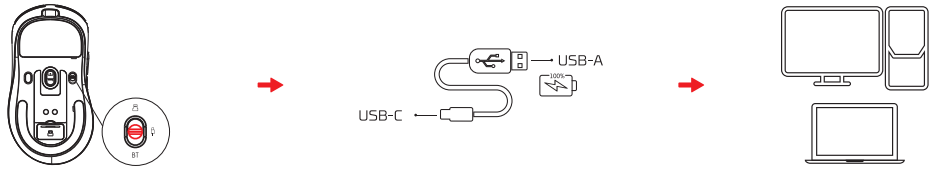

BT CONNECTION

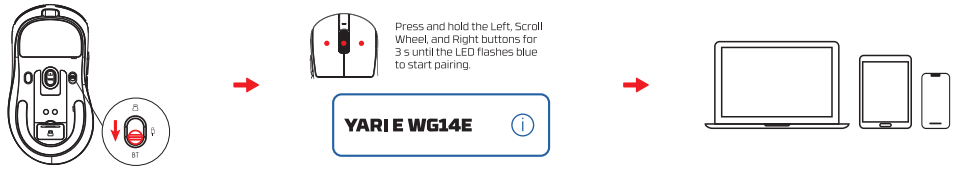

STRIKESPEED CONNECTION

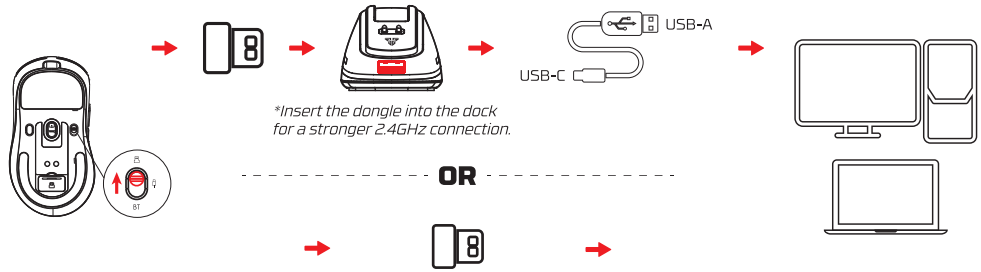

LED INDICATOR



Low Battery	Red LED Breathing	**BT Pairing**	Blinking Blue LED
Fully Charged	The light breathes according to the previous DPI light	**StrikeSpeed Wireless Pairing**	Blinking Green LED
Charging	Red LED Breathing	**Pairing Successful**	LED Off