Ref.RG120

mxmóveis
Rodovia SC-492 - Km 10 - B. Industrial
89905-000 - Bandeirante - SC
Fone: (49) 3622-4549
e-mail: mxmoveis@mxmoveis.com.br

# Closet

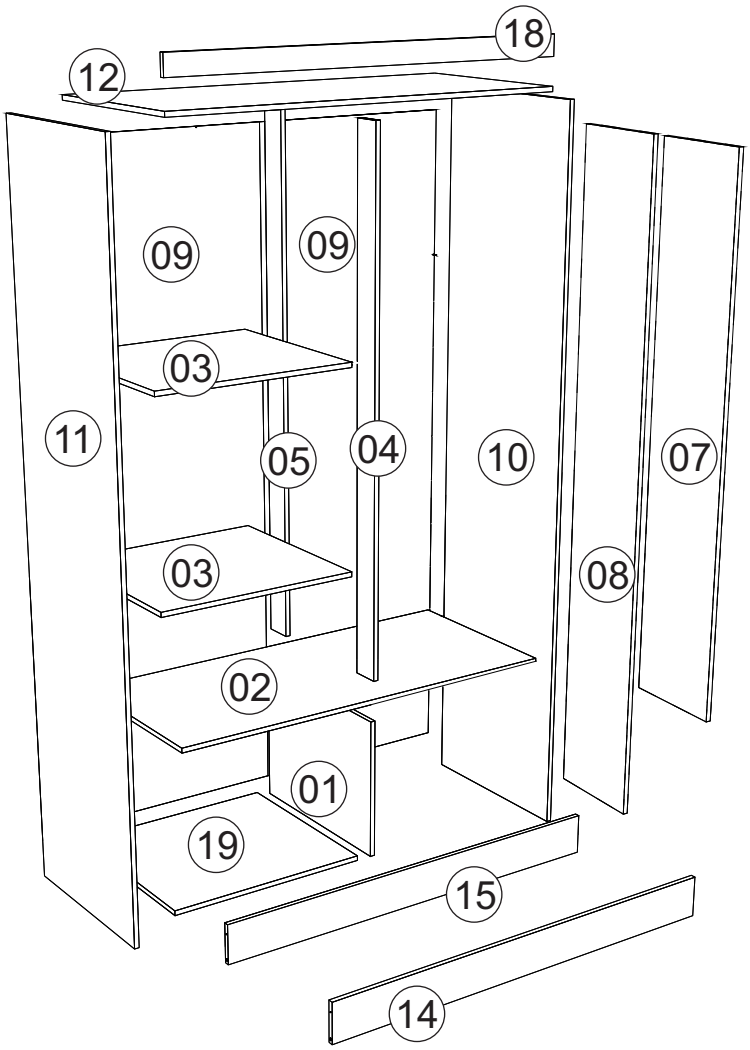

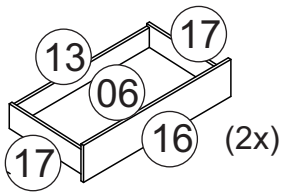


| Nº | CÓDIGO CODE ASSISTÊNCIA ATTENDANCE | NOME DA PEÇA/DESCRIPCIÓN PIEZAS/DESCIPTION PARTS | MEDIDAS (mm) MEASURES (mm) | QTD. | MARROCOS MARROCOS RIPADO | MARROCOS OFF WHITE | BRANCO BRANCO | FREIJO OFF WHITE ALTO BRILHO |
|---|---|---|---|---|---|---|---|---|
| 01 | RG120.19.00 | Lateral interna central/Divisória interna/Inner side | 453x350x12 | 01 | 240879 | 240879 | 238836 | 327570 |
| 02 | RG120.04.00 | Base sob gaveta/Base/Shelf | 1024x453x12 | 01 | 240877 | 240877 | 227964 | 327568 |
| 03 | RG120.02.00 | Base interna/Base interna/Shelf | 506x453x12 | 02 | 240878 | 240878 | 240708 | 327569 |
| 04 | RG120.06.00 | Ripa batente frontal /Listones/Battens | 1306x70x12 | 01 | 240885 | 240885 | 237295 | 327575 |
| 05 | RG120.06.01 | Ripa batente /Listones/Battens | 1306x70x12 | 01 | 237296 | 237296 | 237296 | 237296 |
| 06 | RG120.34.01 | Forro gaveta/Revés cajón/Botton | 480x355x2,5 | 02 | 272834 | 272834 | 272834 | 272834 |
| 07 | RG120.25.01 | Porta/Puerta/Door | 1314x255x12 | 02 | 240906 | 240860 | 227939 | 327596 |
| 08 | RG120.25.00 | Porta/Puerta/Door | 1664x255x12 | 02 | 241769 | 240859 | 227938 | 327560 |
| 09 | RG120.13.00 | Forro/Revés/botton | 1668x518x2,5 | 02 | 227937 | 227937 | 227937 | 227937 |
| 10 | RG120.17.00 | Lateral externa direita/Lateral derecha/Inner side | 1830x453x12 | 01 | 240882 | 240882 | 227970 | 327573 |
| 11 | RG120.18.00 | Lateral externa esquerda/Lateral izquierda/Inner side | 1830x453x12 | 01 | 240883 | 240883 | 227971 | 327574 |
| 12 | RG120.05.00 | Base superior/Base superior/Shelf | 1024x453x12 | 01 | 240881 | 240881 | 227969 | 327572 |
| 13 | RG120.29.02 | Ripa traseiro de gaveta/Listón del cajón trasero/Rear drawer slat | 449x80x15 | 02 | 319224 | 319224 | 319224 | 319224 |
| 14 | RG120.30.00 | Rodapé frontal/Zócalo delantero/Front panel | 1024x100x12 | 01 | 240876 | 240876 | 227962 | 327567 |
| 15 | RG120.32.00 | Rodapé traseiro/Zócalo de atrás/Border back | 1024x100x12 | 01 | 227963 | 227963 | 227963 | 227963 |
| 16 | RG120.14.01 | Frente gaveta/Frente cajón/Drawer front | 514x171x12 | 02 | 319377 | 321939 | 319375 | 327597 |
| 17 | RG120.15.01 | Lateral de gaveta/ Lado del cajón/ Drawer side | 350x100x15 | 04 | 319376 | 319376 | 319376 | 319376 |
| 18 | RG120.07.00 | Chapéu/Detalle superior/Hat | 1024x50x12 | 01 | 240875 | 240875 | 227959 | 327566 |
| 19 | RG120.01.00 | Base inferior/Base/Shelf | 506x453x12 | 01 | 240880 | 240880 | 227968 | 327571 |

# Ferragens/Herrajes/Hardware

**A** 18x
Cavilha/Clavija/Peg Ø 6,0x30mm
Cód 873

**B** 35x
Parafuso/Tornillo/Screw 3,5x40mm Chat
Cód 691

**C** 24x
Parafuso/Tornillo/Screw 3x12mm Chat
Cód 11413

**D** 01x
Suporte cabideiro/Suporte U /Closed bracket
Cód 11007

**E** 12x
Parafuso/Tornillo/Screw 4x14mm Chat
Cód 667

**F** 12x
Calço dobradiça/Calzo de visagra/ Chock to hinge
Cód 12539

**G** 01x
COLA
Bisnaga cola/tubo de pegamento/glue tube
Cód 8255

**H** 12x
Dobradiça/Visagra/ Hinge
Cód 10269

**I** 15x
Fixador costa/Ujetador de orilla/Shore fastener
Cód 7169

**J** 82x
Prego/Clavo/Nail
Cód 822

**K** 01x
Suporte cabideiro/Soporte de suspensión/ hanger support
Cód 3635

**L** 07x
Cantoneira metalica/angulo metalico Metal angle bracket
Cód 7168

**M** 01x
Cabideiro/Tendedeiro/Wooden hanger 496mm
Cód 10872

**N** 02x
Corrediças/Diapostivas/Slides
Cód 594

**O** 06x
Puxador/Manija/Puller
Cód 10034

**P** 12x
Parafuso/Tornillo/Screw 3,5x25mm Chat
Cód: 692

**Q** 04x
Pé plástico/Pie de plastico/Plastic foot
Cód 8181
Cód 4083

**R** 08x
Parafuso/Tornillo/Screw 3X22mm Chat
Cód 9567

**S** 12x
Distanciador de dobradiça / Distanciador de Visagra
Cód 10483

**T** 48x
Parafuso/Tornillo/Screw 4x12mm Chat
Cód 7604

**U** 02x
Parafuso/Tornillo/Screw 3,5X22mm Chat
Cód 874

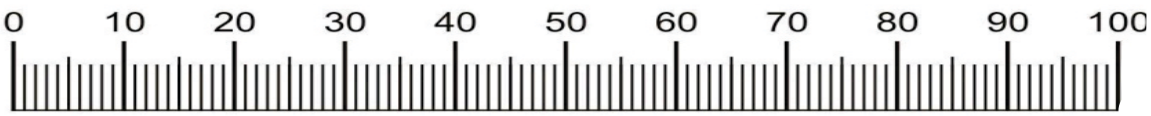


Medidas em mm
Measures in mm
Mesuras en mm

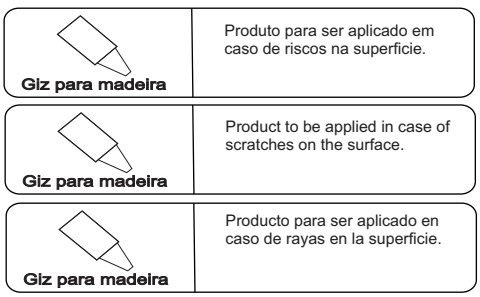


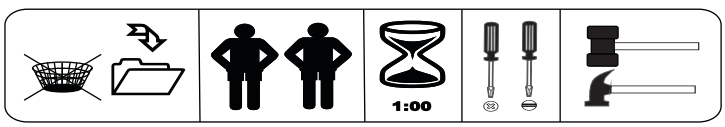

# Pré-Montagem/Preparación Piezas/ Pre-assembly

**Obs:** os calços plásticos são adicionados as dobradiças, antes da sua fixação.
**Nota:** los calzos plasticos son colocados antes que la visagra en la puerta.
**Note:** the plastic shims are added to the hinges, before fixing them.

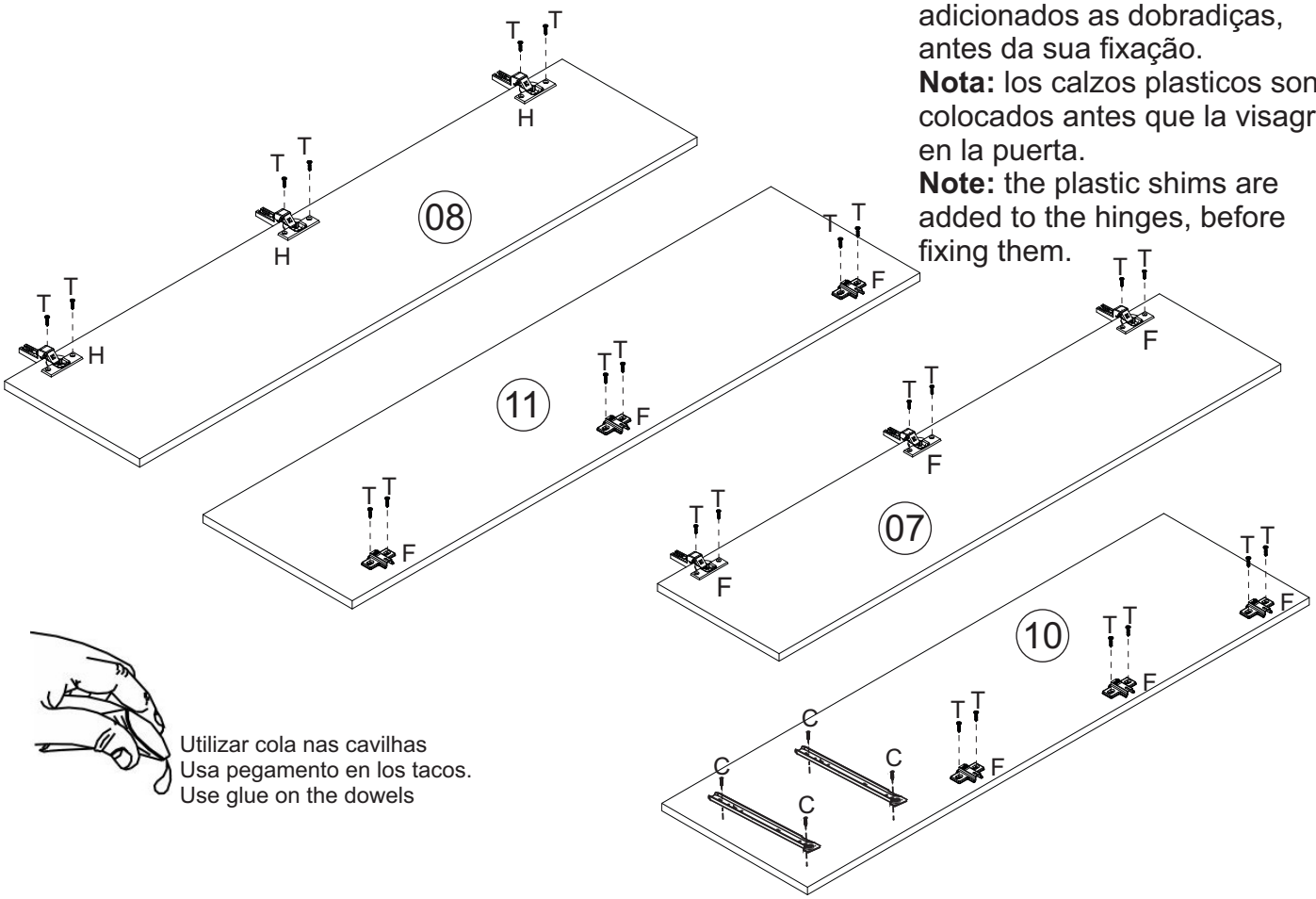




Utilizar cola nas cavilhas
Usa pegamento en los tacos.
Use glue on the dowels

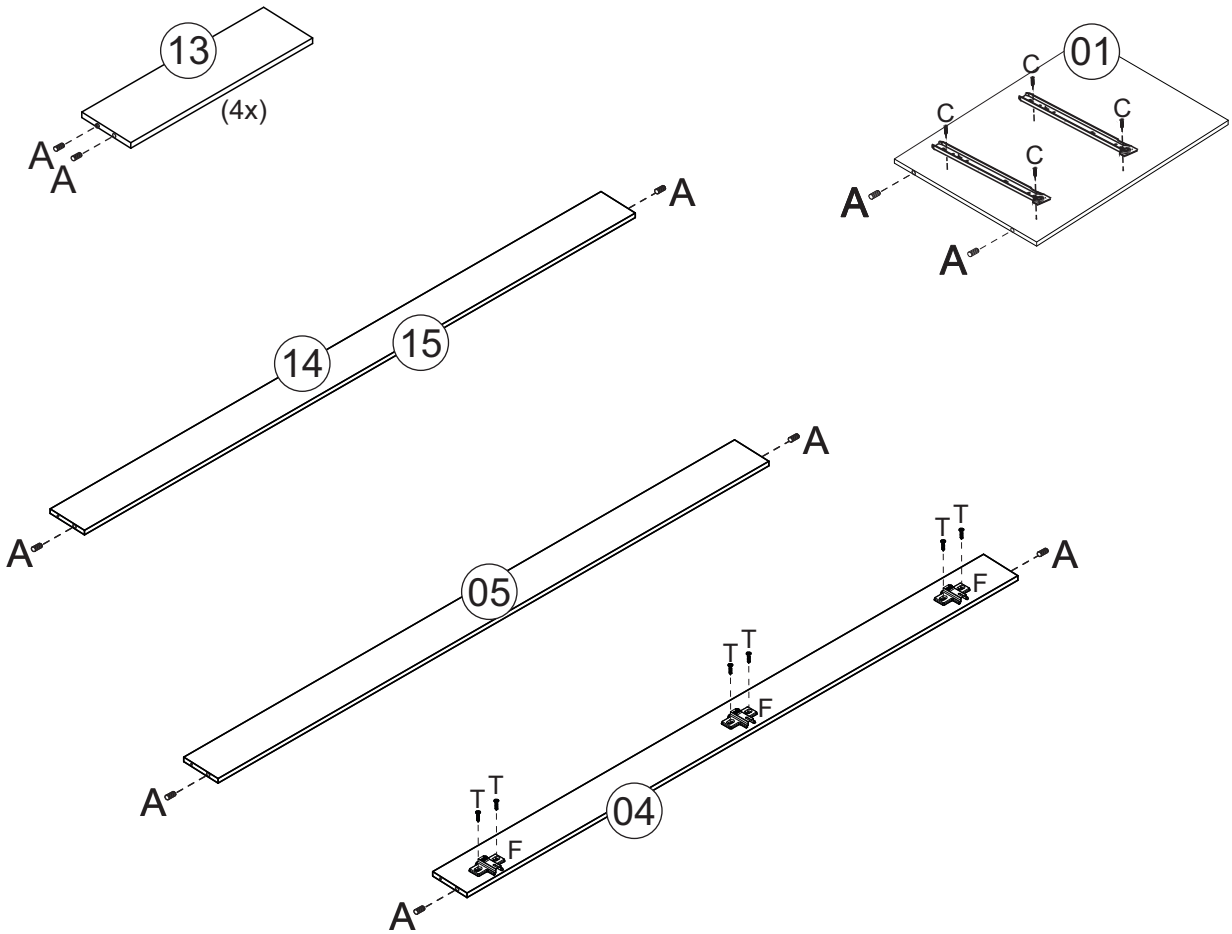

## 01 Montagem/Montaje/Assembly

**Obs:**Roupeiro montado deitado.
**Nota:** Armario empotrado tumbado.
**Note:** Fitted wardrobe lying down.

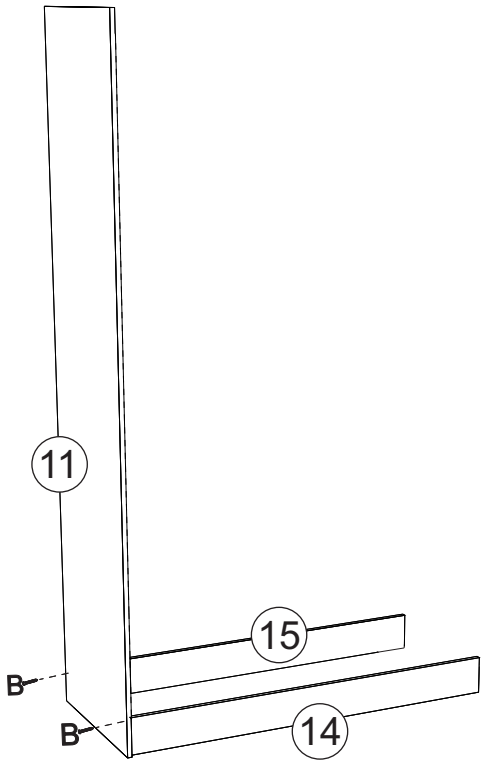


## 02 Montagem/Montaje/Assembly

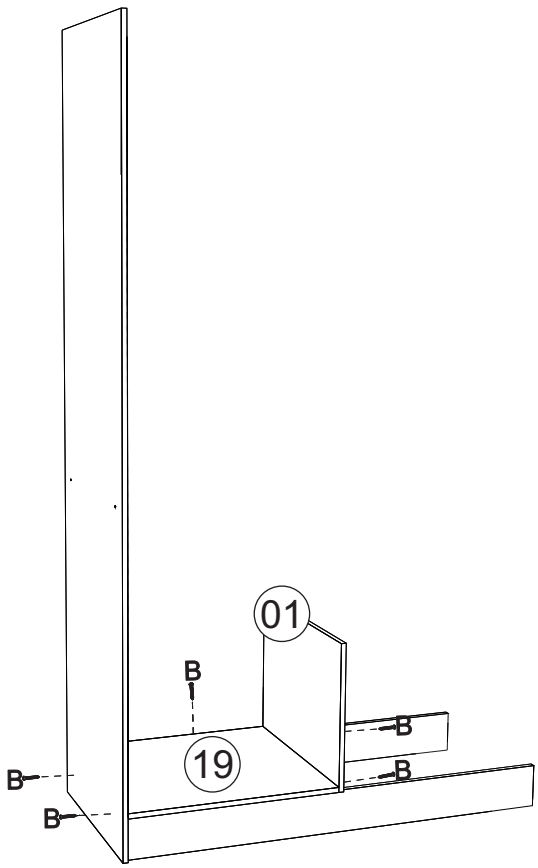

## 03 Montagem/Montaje/Assembly

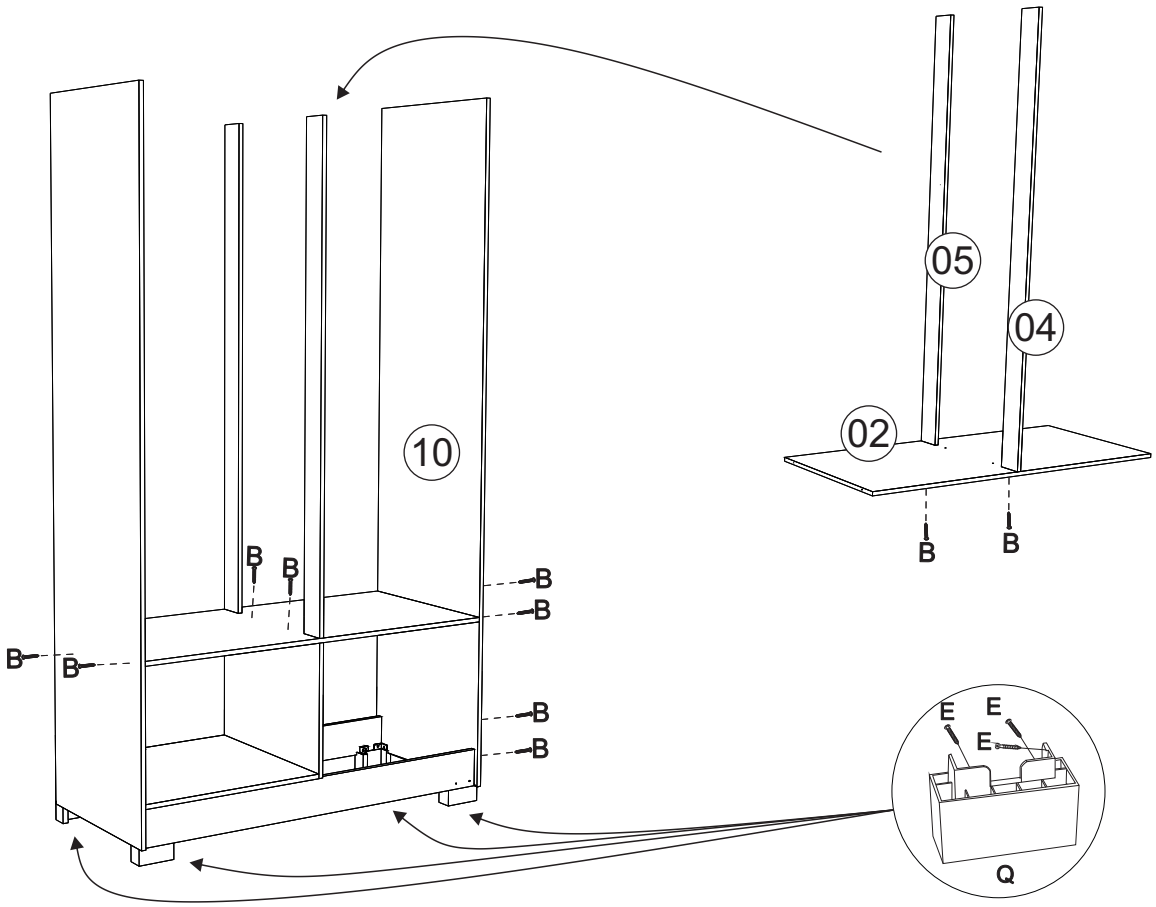


## 04 Montagem/Montaje/Assembly

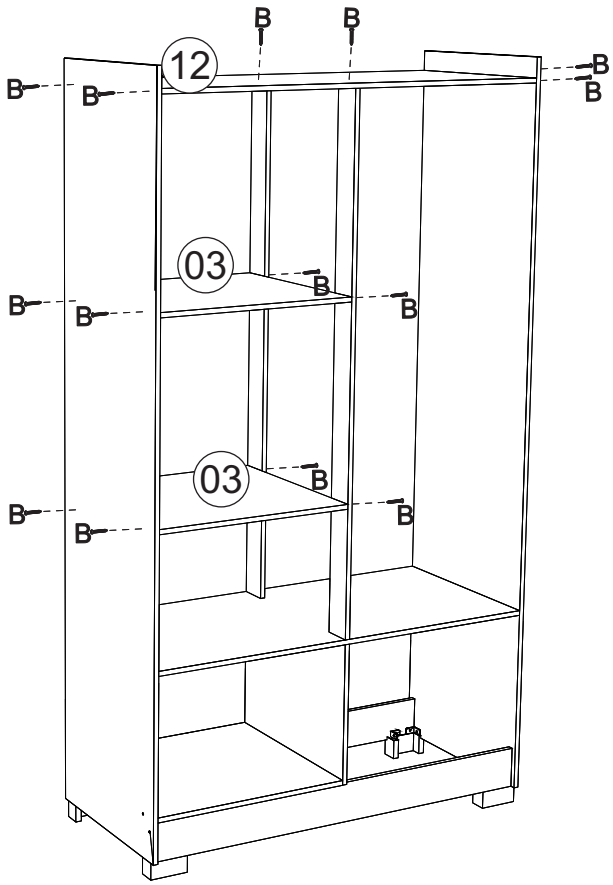

## 05 Montagem/Montaje/Assembly

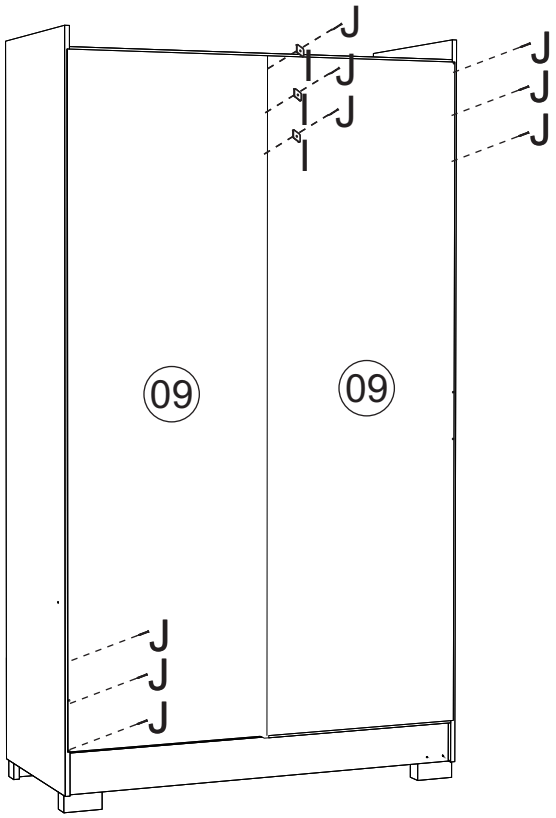


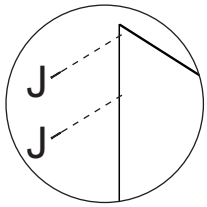


*Colocar um prego (J) a cada 100mm
*Colocar un clavo cada (J) 100mm
*Place a nail every (J) 100mm

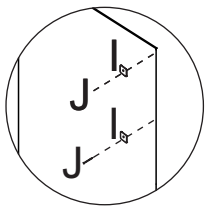


*Usar o prego (J) e a junção (I) a cada 150mm
*Usar el clavo (J) y la junta (I) cada 150mm
*Use the nail (J) and the joint (I) every 150mm

## 06 Montagem/Montaje/Assembly

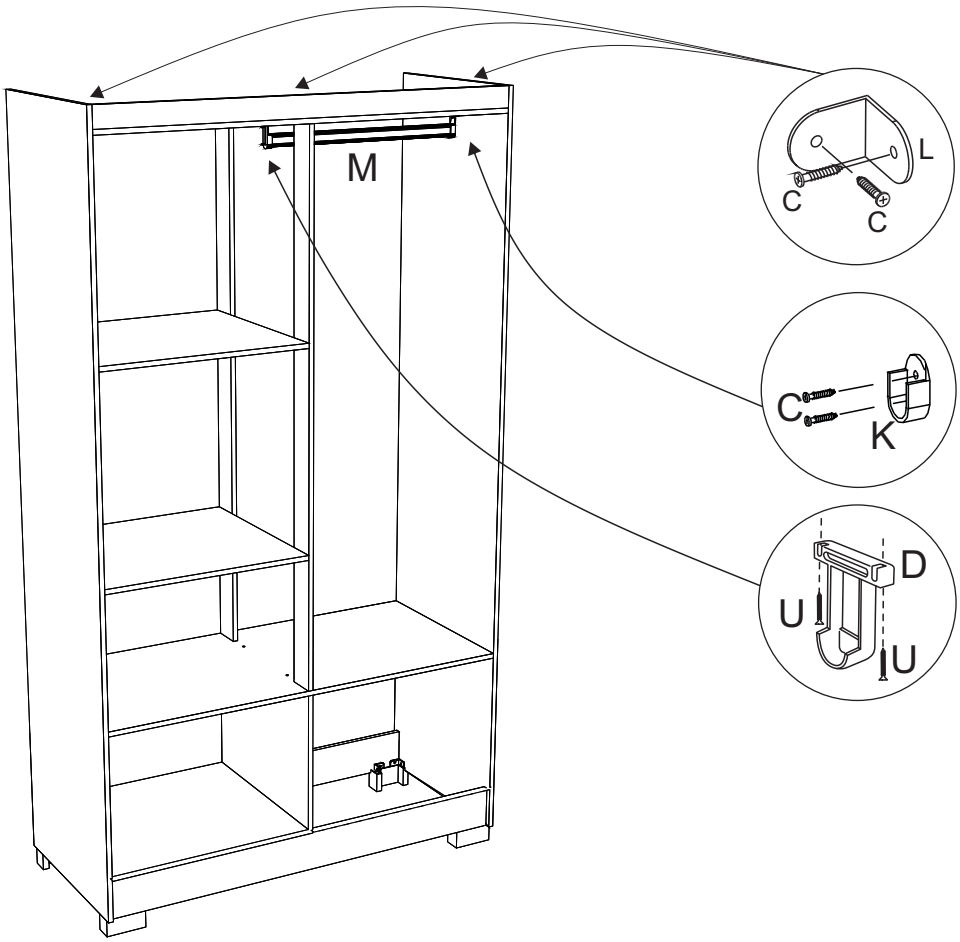

## 07 Montagem/Montaje/Assembly

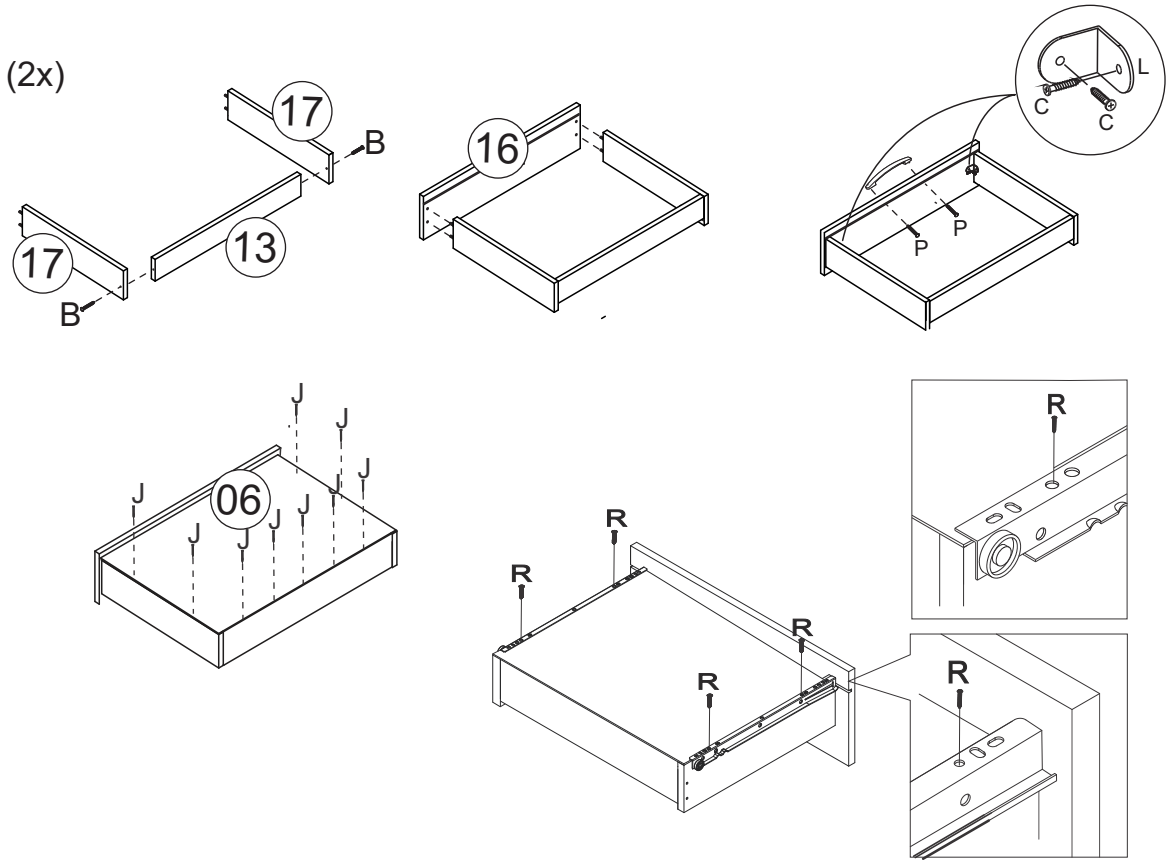


## 08 Montagem/Montaje/Assembly