EM FIT 75/220-240/550 D CS L G2

Linear / Area Constant Current – Non dimmable



Product family features

- Line frequency: 50 Hz | 60 Hz
- Supply voltage: 220…240 V
- Lifetime: up to 100,000 h (temperature at T_c = 65 °C, max. 10 % failure rate)
- Type of protection: IP20
- Wide output voltage range
- Fixed output (no dimming)

Product family benefits

- Small, slim white metal housing (W)30 x (H)21 mm
- Flexible current setting (DIPswitch – 4 currents)
- High efficiency and reliability
- Enhanced safety due to overload, overtemperature, short-circuit protection
- High light quality due to low ripple current
- Long lasting and high reliability

© 2026,Inventronics. All rights reserved.

Areas of application

- Linear and area lighting
- Shop lighting
- Offices, Public buildings, Supermarkets
- Industry lighting
- Suitable for luminaires of protection class I and II

Specifications are subject to changes without notice.
© 2026,Inventronics. All rights reserved.

Technical data

Electrical data

Nominal input voltage	220…240 V
Mains frequency	50/60 Hz
Input voltage AC	198…264 V
Input voltage DC	not relevant
Total harmonic distortion	< 20 % [1)]
Power factor λ	0.90C…0.98 [2)]
Efficiency in full-load	92 % [3)]
Device power loss	6.5 W [4)]
Networked standby power	not relevant
Inrush current	60 A [5)]
Max. ECG no. on circuit breaker 10 A (B)	8
Max. ECG no. on circuit breaker 16 A (B)	13
Max. ECG no. on circuit breaker 25 A (B)	21
Surge capability (L-N)	1 kV
Surge capability (L/N-Ground)	2 kV [6)]
Protective conductor current	0.5 mA
Nominal output voltage	90…136 V / 90…150 V / 90…188 V / 90…216 V [7)]
U-OUT (working voltage)	250 V
Nominal output current	350 mA / 400 mA / 500 mA / 550 mA
Output current tolerance	±7.5 %
Output ripple current (100 Hz)	< 10 %
Output PSTLM	≤1
Output SVM	≤0.4
Nominal output power	31.5...75.6 W
Maximum output power	75.6 W

1) At full load
2) Full load at 220…240 V_{AC}/50 Hz
3) at 230 V, 50 Hz
4) At 230 V
5) t_{width} = 170 µs typical (measured at 50 % I_{peak})
6) L/N – PE acc to EN 61547 Cluase 5.7
7) At 550 mA output / At 500 mA output / At 400 mA output / At 350 mA output

© 2026,Inventronics. All rights reserved.

Typical Power Factor v Load

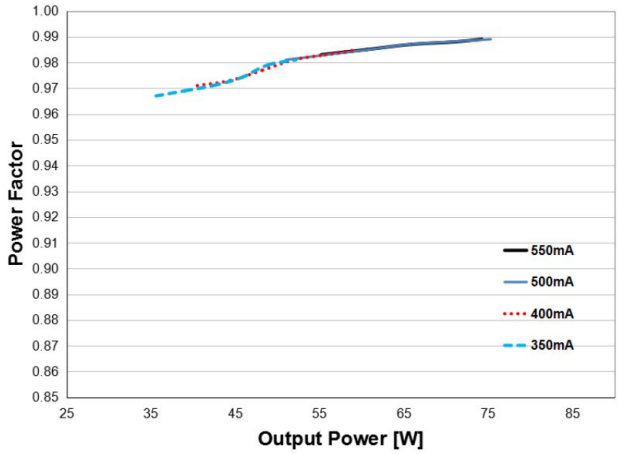

Typical Power factor vs load of EM FIT 75W 550 D CS L G2

Operating Window

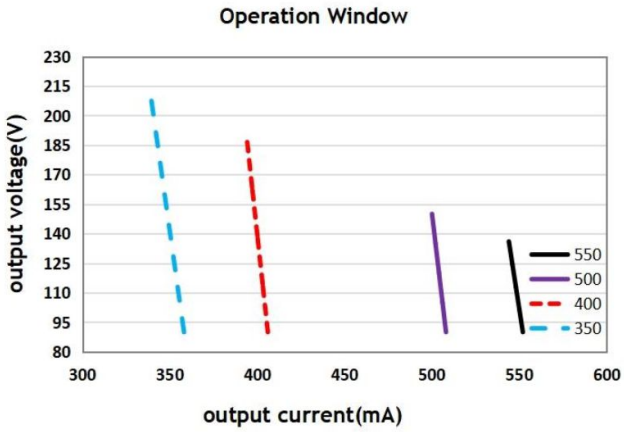

Typical Operating window of EM FIT 75W 550 D CS L G2

Typical THD v Load

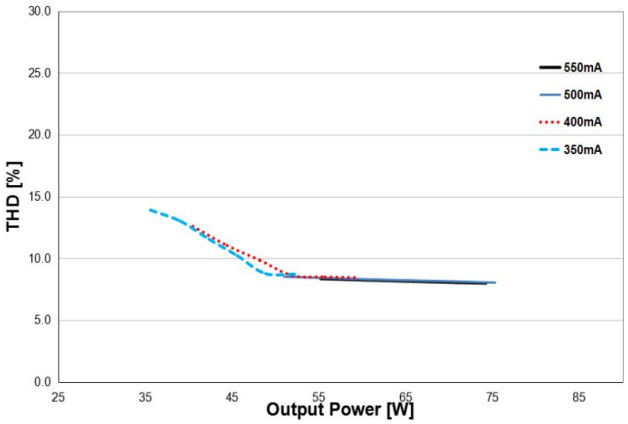

Typical THD vs load of EM FIT 75W 550 D CS L G2

Typical Efficiency v Load 230 V 50 Hz

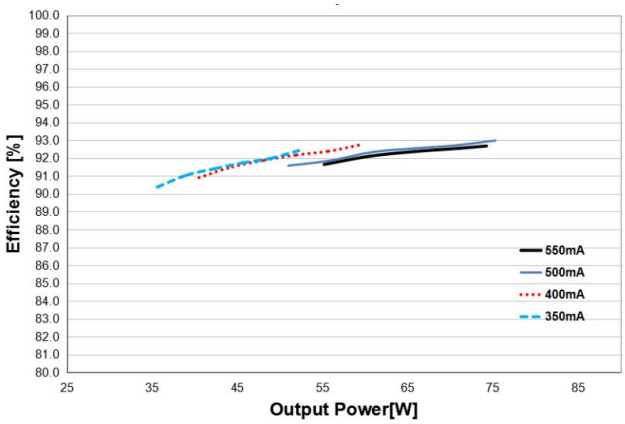

Typical Efficiency vs load of EM FIT 75W 550 D CS L G2

© 2026,Inventronics. All rights reserved.

Dimensions & weight

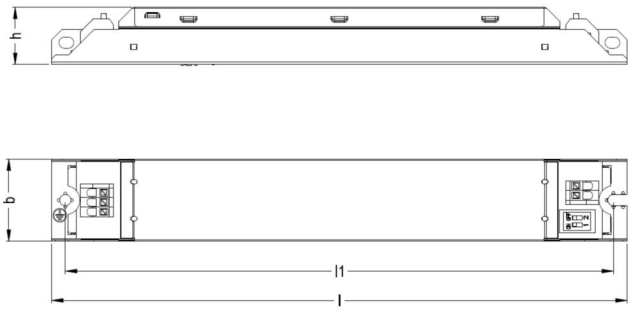

Product weight	140.00 g
Length	210.0 mm
Width	30.0 mm
Height	21.0 mm
Mounting hole spacing, length	200.0 mm
Mounting hole spacing, width	not relevant mm
Cable cross-section, input side	0.5…1.5 mm² / 0.75…1.5 mm² [1)]
Cable cross-section, output side	0.5…1.5 mm² / 0.75…1.5 mm² [1)]
Wire preparation length, input side	7…8 mm
Wire preparation length, output side	7…8 mm

1) Solid or flexible leads

Colors & materials

Casing material	Metal
Product color	White

Temperatures & operating conditions

Ambient temperature range	-25…+50 °C
Maximum temperature at tc test point	75 °C
Max.housing temperature in case of fault	110 °C
Temperature range at storage	-40…+85 °C
Permitted rel. humidity during operation	5…95 % [1)]

1) Non-condensing

© 2026,Inventronics. All rights reserved.

Lifespan

ECG lifetime	50000 h / 100000 h [1)]

1) At maximum T_c = 75°C / 10% failure rate / At maximum T_c = 65°C / 10% failure rate

Additional product data

Encapsulated	No

Capabilities

Programming interface	Dipswitch
Dimmable	No
Constant lumen function	No
Max. cable length to lamp/LED module	2.0 m [1)]
Suitable for fixtures with prot. class	I
Type of connection, input side	Terminal
Type of connection, output side	Terminal
Number of channels	1
Overheating protection	Automatic reversible
Overload protection	Automatic reversible
Short-circuit protection	Automatic reversible
Intended for no-load operation	No
No-load proof	Yes

1) Output wires must be routed as close as possible to each other

© 2026,Inventronics. All rights reserved.

Programming

Programming device	DIPswitch
Tuner4TRONIC	No
Tuner4TRONIC Field App	No
Box programming	No

Certificates & standards

Approval marks – approval	CE / ENEC / CCC / RCM / TISI / BIS
Standards	IEC 61347-1 / IEC 61347-2-13 / IEC 62384 / IEC 61000-3-2 / IEC 61547 / CISPR 15/EN 55015 / EN 61000-3-3
Type of protection	IP20

Logistical data

Commodity code	85044083900
Applicable region	APAC (excl. China, India, Japan) / EUROPE / INDIA / MEA / SOUTH AMERICA

Environmental information

Information according Art. 33 of EU Regulation (EC) 1907/2006 (REACh)	
Date of Declaration	28-07-2026
Primary Article Identifier	6977078992572 | 6977078996785
Declaration No. in SCIP database	In work
SCIP_STATUS	In work
SCIP_ID	

© 2026,Inventronics. All rights reserved.

Ecodesign regulation information:

Intended for use with LED modules.
The forward voltage of the LED light source shall be within the defined operating window of the control gear in all operating conditions including dimming if applicable.

Separate control gear and light sources must be disposed of at certified disposal companies in accordance with Directive 2012/19/EU (WEEE) in the EU and with Waste Electrical and Electronic Equipment (WEEE) Regulations 2013 in the UK. For this purpose, collection points for recycling centres and take-back systems (CRSO) are available from retailers or private disposal companies, which accept separate control gear and light sources free of charge. In this way, raw materials are conserved and materials are recycled.

© 2026,Inventronics. All rights reserved.

Additional product information

- Hot plug-in or secondary switching of LEDs is not permitted and may cause a very high current to the LEDs.
- Indication that the lamp control gear relies upon the luminaire enclosure for protection against accidental contact with live parts.

© 2026,Inventronics. All rights reserved.

Download Data

File		
Certificates	PDF	►CED EM FIT xx CS L G2 family
Certificates	PDF	►VDE ENEC certificate_40058248_Class I
CAD data 3-dim	PDF	►ELEMENT EM FIT Non SELV G2 | 3-dim PDF
CAD data	UNKNOWN	►ELEMENT EM FIT Non SELV G2 | IGS
CAD data	UNKNOWN	►ELEMENT EM FIT Non SELV G2 | STEP
Mandatory Publications	PDF	►EM FIT D CS L G2 CE 4534782 00 160724
User instruction	PDF	►UI EM FIT D CS L G2

© 2026,Inventronics. All rights reserved.

Logistical Data

Product code	Product description	Packaging unit (Pieces/Unit)	Dimensions (length x width x height)	Volume	Gross weight
6977078996785 INVENTRONICS	EM FIT 75/220-240/550 D CS L G2	Shipping carton box 20 Pieces	230 x 156 x 96 mm	3.44 dm³	145.47 g

The mentioned product code describes the smallest quantity unit which can be ordered. One shipping unit can contain one or more single products. When placing an order, for the quantity please enter single or multiples of a shipping unit

© 2026,Inventronics. All rights reserved.